



CANOVA

- Linea arrotondata priva di spigoli e viti a vista
- Perno di scorrimento, cromato rettificato e lappato
- Boccole di scorrimento autolubrificanti
- Paracolpi su carrello in gomma vulcanizzata
- Coperchio supporto vela smontabile
- Parafetta in acciaio inox con incastro a baionetta
- Tutte le minuterie acciaio inox
- Sistema di tenuta stagna su puleggia
- 41 mm di distanza fra lama e corpo macchina
- Copertura inferiore
- Affilatoio con vaschetta inferiore di protezione
- Estrattore lama di serie versione 300
- Inclinazione lama 38°

- *Rounded design and no sharp edges and visible screws*
- *Chrome plated ground and lapped slide rod*
- *Self lubricating slide rod bushings*
- *Vulcanized rubber stops on carriage*
- *Removable support cover for thickness gauge plate*
- *Stainless steel slice deflector with bayonet fitting*
- *Stainless steel screws and fittings*
- *Enclosed and sealed belt pulley*
- *41 mm distance between blade and motor*
- *Bottom cover*
- *Built in sharpening tool with bottom protection*
- *Standard Blade Removal Tool (BRT) for 300 ver*
- *38° blade inclination*



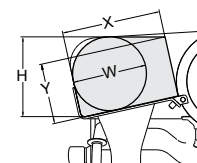
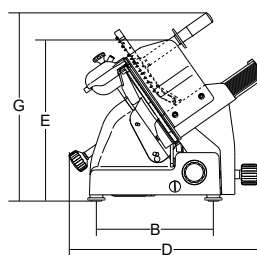
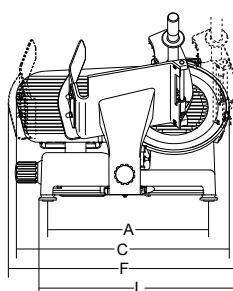
CANOVA 300 TOP



Ampio spazio per la pulizia
Large space for cleaning



Spazioso piano per appoggio prodotto
Large tray



						A	B	C	D	E	F	G	L	X	Y	H	W	kg		
	mm-inch	watt-Hp	mm	mm	mm	mm	mm	mm	mm	mm	mm	mm	mm	mm	mm	mm	mm	kg	mm	kg
★ Canova 250	250/10"	147/0,20	19	275	240x230	428	290	560	495	365	660	500	550	230	140	190	175	24,5	800x600x520	27
★ Canova 275	275/11"	210/0,29	19	275	240x230	428	290	580	495	360	650	495	530	230	155	208	185	25,5	800x600x520	28
★ Canova 300	300/12"	210/0,29	19	275	250x275	428	290	590	495	355	640	495	515	260	175	223	207	26,5	800x600x520	29

★ TOP



CANOVA 250



CANOVA 250 TOP



CANOVA 300